

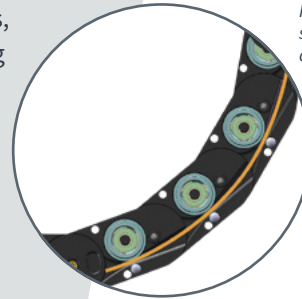
## ELIMINATES EXCESS WIRE FRICTION IN HIGH MOBILITY WELDING APPLICATIONS!

Featuring the same innovative concept as the fixed radius Wire Wizard® Guide Modules, the **Guide Module® FLEX System** is designed especially for welding applications using a traversing axis, gantry or boom. The FLEX utilizes a series of rollers with bearings to eliminate skid friction on the wire, providing a smooth, consistent wire feed. Externally or internally mountable to select igus® e-chain® cable carrier systems. **Standard FLEX Modules** compatible with solid wires (ferrous or non-ferrous) 0.035 to 1/16" (0.9 – 1.6 mm). New **Large FLEX Modules** compatible with steel wire 1/16" to 5/32" (1.6 – 4 mm), ideal for SAW applications. Patent pending design.

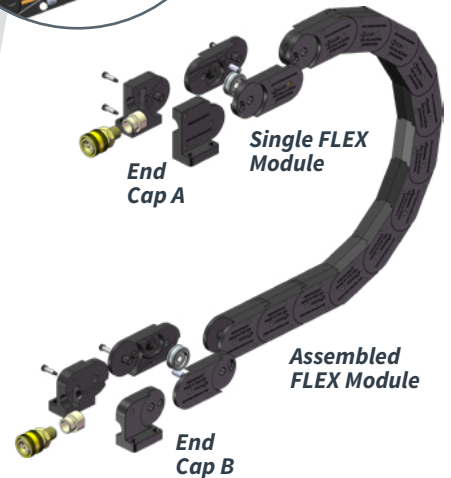
### STANDARD GUIDE MODULE® FLEX PARTS & ACCESSORIES

Part No.	Description
WGM-F-2-5	Guide Module® FLEX 5 ft (1.5 m) Section — requires end caps
WGM-F-2-10	Guide Module® FLEX 10 ft (3 m) Section — requires end caps
WGM-F-2-M	Guide Module® FLEX Individual Module (for custom lengths, approx. 6 = 1 ft)
WGM-F-2-ECK	Guide Module® FLEX End Cap Kit — includes both End Caps
WGM-F-2-016	Guide Module® FLEX Aluminum Mounting Channel, 4 ft (1.2 m) section
WGM-F-2-SK	Splice Kit for Connecting Mounting Channels
WGM-F-2-MK	End Cap Mounting Kit for Connecting FLEX Modules at the end of the channel

Additional lengths, sizes and components may be available, contact customer service or see website for details



Internal view showing path of wire along rollers.



Guide Module® FLEX system installed on igus® e-chain® cable carriers in a traversing robotic application.



## GUIDE MODULE® FLEX SYSTEM

with mounting rails for applications on gantries or booms.



**ONLY 6 OZ OF PULL FORCE ON APPLICATION WITH 40 FT (12.2 M) OF CONDUIT & FLEX MODULES!**

Pull test measured at the wire feeder with a delivery system consisting of 0.035 steel wire, 20 feet of EC-4-R conduit, and a 20 foot section of FLEX Modules.



**Large Guide Module® Flex**  
10 ft section with End Caps



**Large Guide Module® Flex**  
Mounted externally on igus® cable carrier


**LARGE GUIDE MODULE® FLEX PARTS & ACCESSORIES**

Part No.	Description
WGM-F-LW-5	Large Guide Module® FLEX 5 ft (1.5 m) Section — requires end caps
WGM-F-LW-10	Large Guide Module® FLEX 10 ft (3 m) Section — requires end caps
WGM-F-LW-IL	Large Guide Module® FLEX Individual Module (for custom lengths, approx. 2 = 1 ft)
WGM-F-LW-ECK-F	Large Guide Module® FLEX End Cap Kit — includes both End Caps, with mounting flange
WGM-F-LW-ECK	Large Guide Module® FLEX End Cap Kit — includes both End Caps, no mounting flange
WGM-F-LW-DF	Drilling Fixture for externally mounting Large Guide Module FLEX to select igus® cable carriers

Additional lengths, sizes and components may be available, contact customer service or see website for details

**Drilling Fixture for Large Guide Module® FLEX**  
**WGM-F-LW-DF**

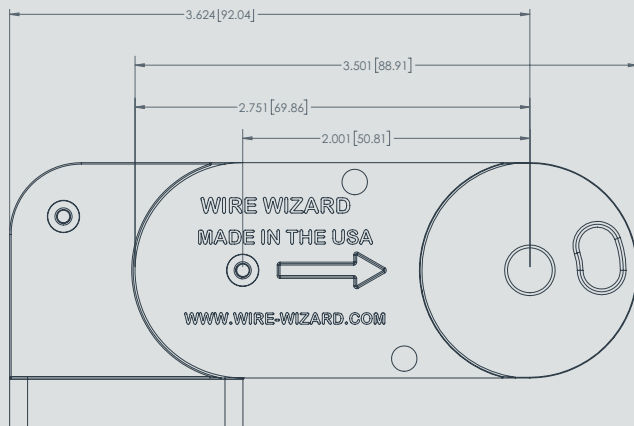
For externally mounting large Guide Module® FLEX to select igus® cable carriers



**GUIDE MODULE® FLEX DIMENSIONS**

Use dimensions noted to determine length required for your application

**STANDARD GUIDE MODULE® FLEX LINK & END CAP DIMENSIONS**



**LARGE GUIDE MODULE® FLEX LINK & END CAP DIMENSIONS**

